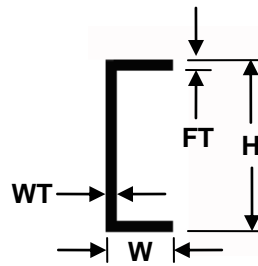


CHANNELS

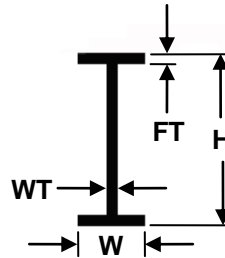
14" (35cm) lengths—Opaque White



Part No.	Inch				mm			
	Height (H)	Flange Width (W)	Flange Thick. (FT)	Web Thick. (WT)	Height (H)	Flange Width (W)	Flange Thick. (FT)	Web Thick. (WT)
261	.060"	.037"	.009"	.017"	1,5	0,94	0,23	0,43
262	.080"	.038"	.009"	.018"	2,0	0,97	0,23	0,46
263	.100"	.042"	.010"	.019"	2,5	1,1	0,25	0,48
264	.125"	.046"	.012"	.020"	3,2	1,2	0,30	0,51
265	.156"	.053"	.014"	.022"	4,0	1,4	0,36	0,56
266	.188"	.062"	.016"	.024"	4,8	1,6	0,41	0,61
267	.250"	.078"	.018"	.026"	6,3	2,0	0,46	0,66
268	.312"	.094"	.020"	.028"	7,9	2,4	0,51	0,71

I-BEAMS

14" (35cm) lengths—Opaque White



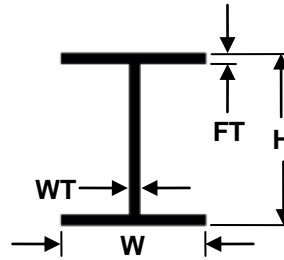
Part No.	Inch				mm			
	Height (H)	Flange Width (W)	Flange Thick. (FT)	Web Thick. (WT)	Height (H)	Flange Width (W)	Flange Thick. (FT)	Web Thick. (WT)
271	.060"	.048"	.009"	.016"	1,5	1,2	0,23	0,41
272	.080"	.051"	.009"	.017"	2,0	1,3	0,23	0,43
273	.100"	.060"	.010"	.018"	2,5	1,5	0,25	0,46
274	.125"	.069"	.011"	.019"	3,2	1,8	0,28	0,48
275	.156"	.081"	.012"	.021"	4,0	2,0	0,30	0,53
276	.188"	.093"	.014"	.023"	4,8	2,4	0,36	0,58
277	.250"	.113"	.016"	.025"	6,3	2,9	0,41	0,64
278	.312"	.134"	.018"	.028"	7,9	3,4	0,46	0,71
279	.375"	.150"	.019"	.031"	9,5	3,8	0,48	0,79

Evergreen Scale Models, Inc.

18620-F 141st Ave. N. E. • Woodinville, WA 98072
 (425) 402-4918 • FAX (425) 402-7948 • Toll-free (877) 376-9099
www.EvergreenScaleModels.com

H-COLUMNS (Wide Flange Beams)

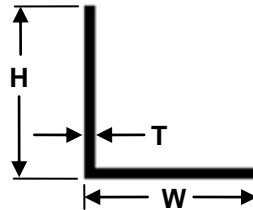
14" (35cm) lengths—Opaque White



Part No.	Inch				mm			
	Height (H)	Flange Width (W)	Flange Thick. (FT)	Web Thick. (WT)	Height (H)	Flange Width (W)	Flange Thick. (FT)	Web Thick. (WT)
281	.060"	.060"	.009"	.017"	1,5	1,5	0,22	0,43
282	.080"	.073"	.009"	.018"	2,0	1,9	0,22	0,45
283	.100"	.093"	.010"	.019"	2,5	2,4	0,25	0,48
284	.125"	.116"	.011"	.020"	3,2	2,9	0,27	0,50
285	.156"	.145"	.012"	.022"	4,0	3,7	0,30	0,55
286	.188"	.174"	.014"	.024"	4,8	4,4	0,35	0,60
287	.250"	.236"	.016"	.026"	6,3	6,0	0,40	0,66

ANGLES

14" (35cm) lengths—Opaque White



Part No.	Inch			mm		
	Height (H)	Width (W)	Thick. (T)	Height (H)	Width (W)	Thick. (T)
291	.060"	.060"	.014"	1,5	1,5	0,35
292	.080"	.080"	.016"	2,0	2,0	0,40
293	.100"	.100"	.018"	2,5	2,5	0,45
294	.125"	.125"	.020"	3,2	3,2	0,50
295	.156"	.156"	.023"	4,0	4,0	0,58
296	.188"	.188"	.026"	4,8	4,8	0,66
297	.250"	.250"	.029"	6,3	6,3	0,73

Evergreen Scale Models, Inc.

18620-F 141st Ave. N. E. • Woodinville, WA 98072
 (425) 402-4918 • FAX (425) 402-7948 • Toll-free (877) 376-9099
www.EvergreenScaleModels.com

ROUND TUBING (Telescoping)

14" (35cm) lengths—Opaque White

.027" (0,69 mm) wall thickness

Part No.	Outside Diameter (O. D.)			Inside Diameter (I. D.)	
	Size (inch)	Inch fraction	Size (mm)	Size (inch)	Size (mm)
223	.093"	3/32	2,4	.039"	0,99
224	.125"	1/8	3,2	.069"	1,8
225	.156"	5/32	4,0	.100"	2,5
226	.187"	3/16	4,8	.131"	3,3
227	.219"	7/32	5,5	.163"	4,1
228	.250"	¼	6,3	.194"	4,9
229	.281"	9/32	7,1	.225"	5,7
230	.312"	5/16	7,9	.256"	6,5
231	.344"	11/32	8,7	.288"	7,3
232	.375"	3/8	9,5	.319"	8,1
234	.438"	7/16	11,1	.381"	9,7
236	.500"	1/2	12,7	.444"	11,3

Note: Odd numbered sizes of round tubing telescope into next odd numbered size. Even numbered sizes of round tubing telescope into next even numbered size.

SQUARE TUBING (Telescoping)

14" (35cm) lengths—Opaque White

.027" (0,69 mm) wall thickness

Part No.	Outside Diameter (O. D.)			Inside Diameter (I. D.)	
	Size (inch)	Inch fraction	Size (mm)	Size (inch)	Size (mm)
252	.125"	1/8	3,2	.069"	1,8
253	.188"	3/16	4,8	.131"	3,3
254	.250"	1/4	6,3	.194"	4,9
255	.312"	5/16	7,9	.256"	6,5
256	.375"	3/8	9,5	.319"	8,1

RECTANGULAR TUBING (Telescoping)

14" (35cm) lengths—Opaque White

.027" (0,69 mm) wall thickness

Part No.	Outside Diameter (O. D.)			Inside Diameter (I. D.)	
	Size (inch)	Inch fraction	Size (mm)	Size (inch)	Size (mm)
257	.125 x .250"	1/8 x 1/4	3,2 x 6,3	.069 x .194"	1,8 x 4,9
258	.188 x .312"	3/16 x 5/16	4,8 x 7,9	.131 x .256"	3,3 x 6,5
259	.250 x .375"	¼ x 3/8	6,3 x 9,5	.194 x .319"	4,9 x 8,1

Evergreen Scale Models, Inc.

18620-F 141st Ave. N. E. • Woodinville, WA 98072

(425) 402-4918 • FAX (425) 402-7948 • Toll-free (877) 376-9099

www.EvergreenScaleModels.com

STRUCTURAL SHAPE DIMENSIONS

14" lengths—Opaque White

CHANNELS

Item No.	Height (in.)	Flange Width (in.)	Flange Thickness (in.)	Web Thickness (in.)	Quantity
261	.060"	.037"	.009"	.017"	Pkg. (4)
262	.080"	.038"	.009"	.018"	Pkg. (4)
263	.100"	.042"	.010"	.019"	Pkg. (4)
264	.125"	.046"	.012"	.020"	Pkg. (4)
265	.156"	.053"	.014"	.022"	Pkg. (4)
266	.188"	.062"	.016"	.024"	Pkg. (3)
267	.250"	.078"	.018"	.026"	Pkg. (3)
268	.312"	.094"	.020"	.028"	Pkg. (3)

I-BEAMS

Item No.	Height (in.)	Flange Width (in.)	Flange Thickness (in.)	Web Thickness (in.)	Quantity
271	.060"	.048"	.009"	.016"	Pkg. (4)
272	.080"	.051"	.009"	.017"	Pkg. (4)
273	.100"	.060"	.010"	.018"	Pkg. (4)
274	.125"	.069"	.011"	.019"	Pkg. (4)
275	.156"	.081"	.012"	.021"	Pkg. (3)
276	.188"	.093"	.014"	.023"	Pkg. (3)
277	.250"	.113"	.016"	.025"	Pkg. (3)
278	.312"	.134"	.018"	.028"	Pkg. (2)
279	.375"	.150"	.019"	.031"	Pkg. (2)

H-COLUMNS (Wide Flange Beams)

Item No.	Height (in.)	Flange Width (in.)	Flange Thickness (in.)	Web Thickness (in.)	Quantity
281	.060"	.060"	.009"	.017"	Pkg. (4)
282	.080"	.073"	.009"	.018"	Pkg. (4)
283	.100"	.093"	.010"	.019"	Pkg. (4)
284	.125"	.116"	.011"	.020"	Pkg. (3)
285	.156"	.145"	.012"	.022"	Pkg. (3)
286	.188"	.174"	.014"	.024"	Pkg. (3)
287	.250"	.236"	.016"	.026"	Pkg. (2)

ANGLES

Item No.	Height (in.)	Width (in.)	Thickness (in.)	Quantity
291	.060"	.060"	.014"	Pkg. (4)
292	.080"	.080"	.016"	Pkg. (4)
293	.100"	.100"	.018"	Pkg. (4)
294	.125"	.125"	.020"	Pkg. (3)
295	.156"	.156"	.023"	Pkg. (3)
296	.188"	.188"	.026"	Pkg. (3)
297	.250"	.250"	.029"	Pkg. (2)